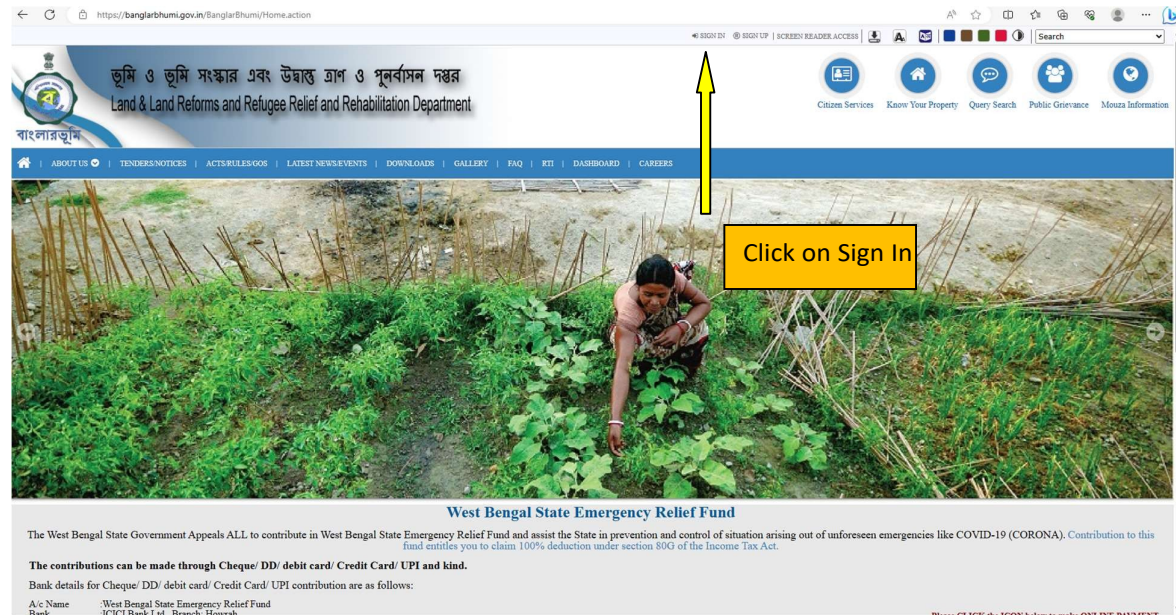


SOP to pay Land Revenue

Step-1:-Visit website www.banglarbhumigov.in



Step-2:-Click on Sign In



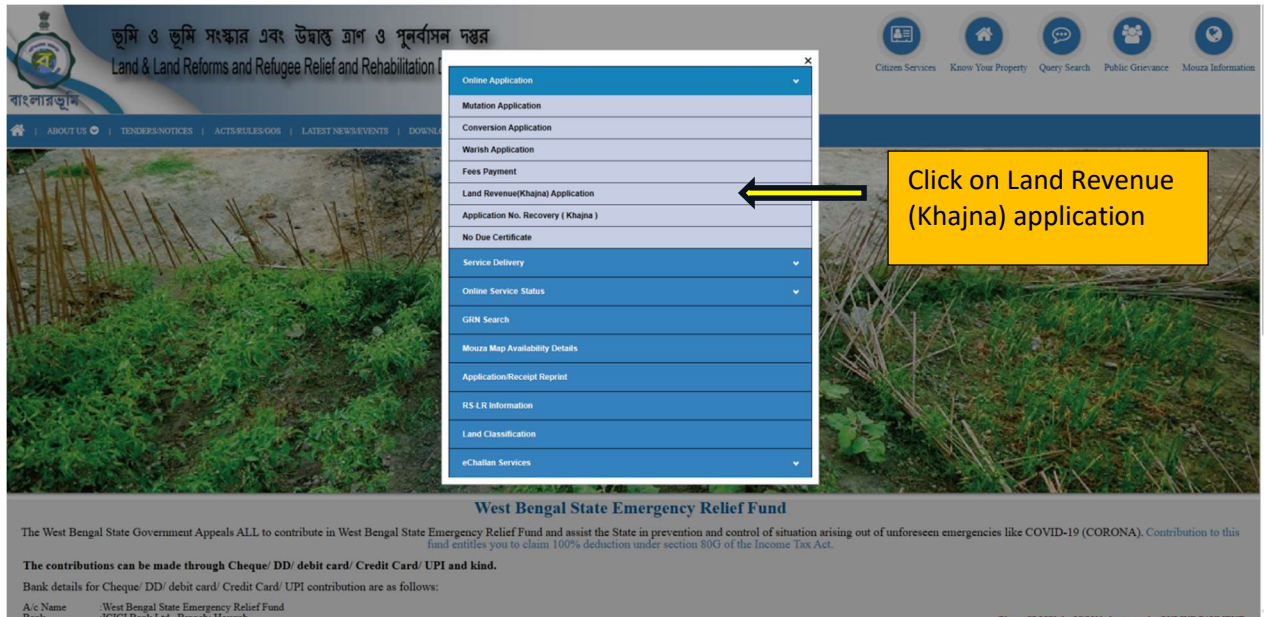
Step-3:-Log in using USER ID, Password,then Put captcha and click on sign in.



Step-4:- Click on Citizen Services



Step-5:-Click on Online application and then click on Land Revenue (Khajna) Application



Step-6:-Fill all details. Select District,Block,Mouza and personal details. Verify Mobile no,eMail ID via OTP.

LAND REVENUE(KHAJNA) APPLICATION

District: * [18] UTTAR DINAIPUR Block: * [08] RAIGANGI Mouza: * [012] Panyai

Application No. Application Date: 07/10/2023

Particulars of Applicant

Applicant Type: ☒ Self ☐ Others

First Name * Last Name * ☐ Father ☐ Husband ☐ Others *
First Name Last Name Guardian Name

Address * Address 1 Address 2 Address 3

Mobile No. * EMail-ID * Aadhaar No.
Mobile No. EMail-ID Aadhaar No.

Gender * Caste *

Fill up Revenue deposition of family. Select Relationship, Put Khatian no. All plots in a khatian will be displayed. Select plot and click on Add.

Revenue Deposition of a Family

Relationship *

Khatian Present : ☒ Yes ☐ No

Khatian No.* / **Pass ab

First Name *

Last Name

☒ Father ☐ Husband ☐ Others *

Gurdian Name

Address *

Address 2



Address 3

Select Plot From the List
Plot No. : *

shareArea: *

share: *

use of Land: *



 

Khatian No	Plot No	Share	Share Area	Use Of Land	Action

If khatian no is not available then go to “un Recorded Property Details”. Click on yes. Click on proceed further. Fill the details District, Registry Office, Plot No. Select Khatian no, share, area and use of land then click on “Add Unrecorded Details”.

Un-Recorded Property Details

Un-Recorded Property Details : ☐ Yes ☒ No

Relation	Record-Type	Name	Khatian No	Plot No	Share	Share Area	Use Of Land

Furnish details of previous khajna receipt

Previous Land Revenue(Khajna) Details

Last Revenue Paid Upto(in Bangali Son)* 

Revenue Receipt No*

Date*

Upload the last receipt* No file chosen

[Allow File type PDF & File size 2 MB Maximum]

Then put captcha.Allow declaration and then submit.

Type The Characters Shown * 

☐ The information furnished herein above is true and correct to the best of my/ our knowledge and I/ We have not concealed or misrepresented any fact and the documents upload herewith. I/We shall bear full responsibility of any factual error(s) of the information supplied/ uploaded by me/us and also shall bear criminal and civil consequences, if any. I/We shall produce the original documents, copy of which uploaded as and when demanded by the authority.

Step-7:-Note the application number generated for future use. Choose payment gateway (GRIPS/Net Banking/Debit Card/Counter Payment).Click on continue.

REQUEST DETAIL

District:* [18] UTTAR DINAIPUR Block:* [01] CHOPRA Mouza:* [065] Paschim Ansharghari

Khatian No. :* /

First Name:* Last Name:* Guardian Name: ☐ Father ☐ Husband ☐ Others :*

Address:* Address 1 Address 2 Address 3

Type The Characters Shown:* B I X L 8 7

Application No. :* ROR20230402000126 No. of Pages:* 1 Process Fee:* 20

Proceed Payment through GRIPS: ☐ netBanking ☐ Counter Payment ☐ Debit Card ☐ SBI Epay

Application no

Click on Continue

Continue

Step-8:-Note the amount to be paid. Click on Continue

ভূমি ও ভূমি সংস্কার এবং উদ্বাস্তু ত্রাণ ও পুনর্বাসন দপ্তর
Land & Land Reforms and Refugee Relief and Rehabilitation Department

বাংলাদেশ

Citizen Services Know Your Property Query Search Public Grievance Mouza Information

ABOUT US TENDERS/NOTICES ACTS/RULES/GOES LATEST NEWS/EVENTS DOWNLOADS GALLERY FAQ RTI DASHBOARD CAREERS

PAYMENT THROUGH GRIPS

Dept. Reference No. 0512023040205230

Head Of Account 0029-00-800-029-27

Amount 20

Period From Sat Oct 07 12:38:11 IST 2023

Period To Sat Oct 07 12:38:11 IST 2023

Continue

Note:
Please note down Transaction Id. and Govt. Reference No (GRN) from GRIPS Portal before proceeding towards actual Payment.
In Case of any Online Payment (Netbanking/Debit Card), if no response returns to bangladesh.govt.bd website, refer the following steps:
For Any Service:
Please use "Citizen Service" > "GRN Search" Menu
Provide GRN No. and Application No.(Transaction Id of GRIPS) to verify your payment.
Also Note That:
GRN search will be available for a particular GRN upto expiry of one month only from the date of application.
[In Case of any Transaction failure between Bank and GRIPS, please refer to instructions at GRIPS Portal]

Click here to continue

Step-9:-Confirm the amount to be paid. Tick Verified and Checked box. Then click on Next.

1. Land & Land Reforms and Refugee Relief & Rehabilitation → ₹20

Department Details

Organization Type	Organization Name	User Type	1
Government	Land & Land Reforms and Refugee Relief & Rehabilitation		
Online Payment	Ref. No.	Identification No.	Frequency of Payment
	0512023040205230	ROR20230402000126	
Period From	Period To	Remarks	In Favour Of
07/10/2023	07/10/2023	ROR/Plot Info/PLot Map/Mouza Map/RS Map Request Fee Paid Online Through GRIPS	Land Records

Service and Tax Details

Subservice Name	HoA Description	Head of Account	Amount
Certified Copies of ROR Plot Information and Plot Map	Certified Copies of ROR Plot Information and Plot Map	0029-00-800-029-27	20

TOTAL

₹20

Rupees Twenty only

☒ Verified and checked

NEXT

Click on Next

You must complete this step in 4 minutes 30 seconds.

Step-10:-Select Payment Method and click on Next.

GRIPS 2.0

Search our pages and functionalities

LOGIN

Finance Department
Government of West Bengal

Home

Payment

1

2

3

Review and Confirmation

Payment Mode and Bank Selection

Transaction Details

You must complete this step in 4 minutes 39 seconds.

Payment Mode *

Online Payment

Bank *

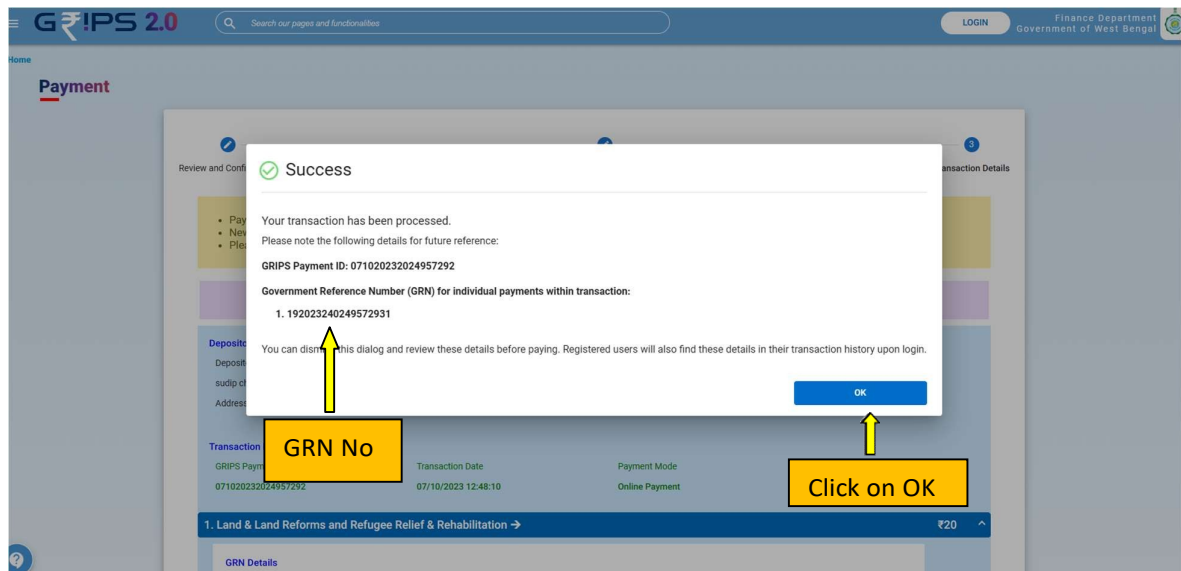
BANK OF INDIA

BACK

NEXT

Click on Next

Step-11:-Note GRN No and Click on Ok



Step-12:-Click on Pay Now

1. Land & Land Reforms and Refugee Relief & Rehabilitation → ₹20

GRN Details			
GRN	Organization Type	Organization Name	User Type
192023240249572931	Government	Land & Land Reforms and Refugee Relief & Rehabilitation	
1	Online Payment	Ref. No.	Identification No.
		0512023040205230	ROR20230402000126
Frequency of Payment	Period From	Period To	Remarks
	07/10/2023	07/10/2023	ROR/Plot Info/Plot Map/Mouza Map/RS Map Request Fee Paid Online Through GRIPS
In Favour Of	Land Records		

Service and Tax Details			
Subservice Name	HoA Description	Head of Account	Amount
Certified Copies of ROR Plot Information and Plot Map	Certified Copies of ROR Plot Information and Plot Map	0029-00-800-029-27	20

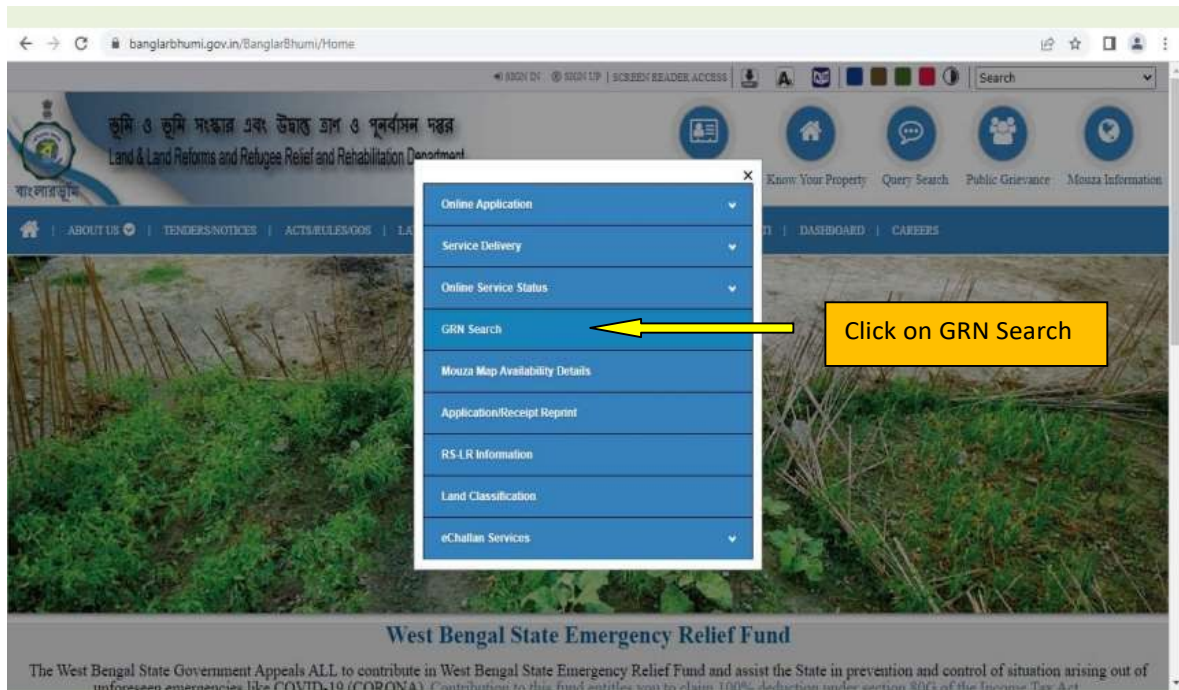
TOTAL ₹20

Rupees Twenty only

You must complete this step in 2 minutes 4 seconds.

Click on Pay Now

Step-13:-Click on Citizen service..Click on GRN search.



Step-14:-Select Request type “REVENUE”. Put GRN No, application No, captcha, then click on Submit.

GRIPS PAYMENT DETAILS

*GRN search will be available for a particular GRN upto expiry of one month only from the Date of Application.
**Certified Copy,PI,PLM will be available for one month from date of first download.

Request Type *	REVENUE	Application No	
Enter GRN No. *		Enter GRN No.	
Application No *		Payment Date	
Enter Captcha *	94 GPUS	Account Head	
		Bank Name	
		Application Fee	

Submit **Click submit**

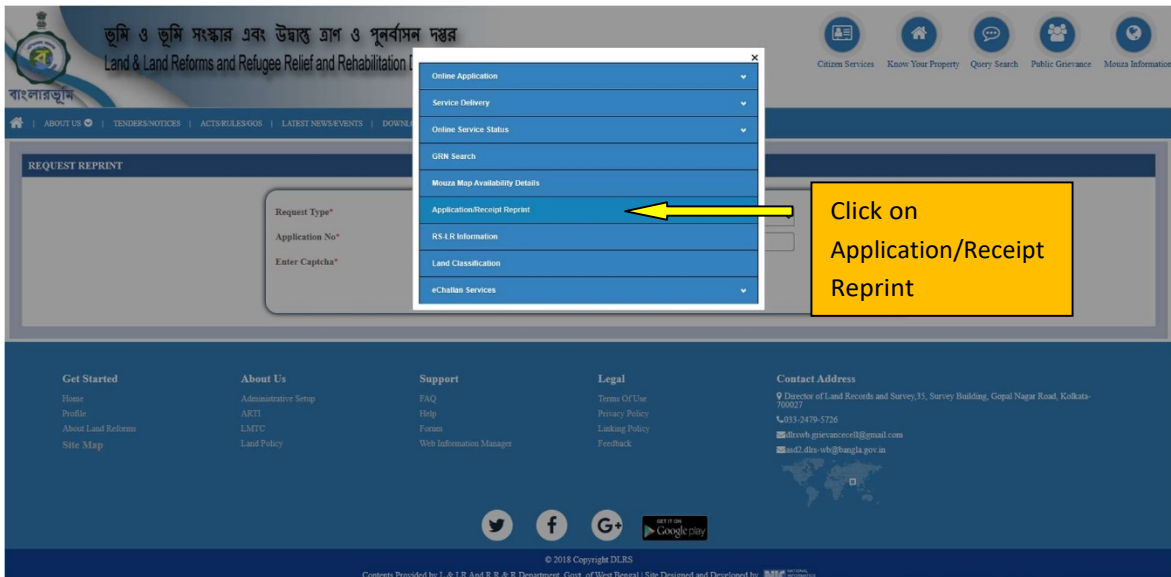
Put GRN No, Application No, Captcha

Digitally Signed ROR Or Plot Information Can Be Best Viewed in Adobe Acrobat Reader 10.Check your popup blocker. Popup should not be blocked

Step-15:-Click on Citizen Services.



Step-16:-Click on Application/Receipt Reprint



Step-17:-Select Revenue Receipt. Put Khajna application no, Khatian no, captcha and click on Submit. Pdf of the Khajna receipt will be downloaded.

Land & Land Reforms and Refugee Relief and Rehabilitation Department

Citizen Services Know Your Property Query Search Public Grievance Mouza Information

ABOUT US | TENDERS/NOTICES | ACTS/RULES/GOS | LATEST NEWS/EVENTS | DOWNLOADS | GALLERY | FAQ | RTI | DASHBOARD | CAREERS

REQUEST REPRINT

Request Type* Revenue Receipt

Application No.* Khajna Application No

Khatian No.* --Select--

Enter Captcha* SEFSEC

Submit

Step-18:-If case application no is lost then go to Citizen services. Click on application no (recovery)Khajna. Put the mobile no used for application of Khajna, verify OTP. Application number will be displayed.

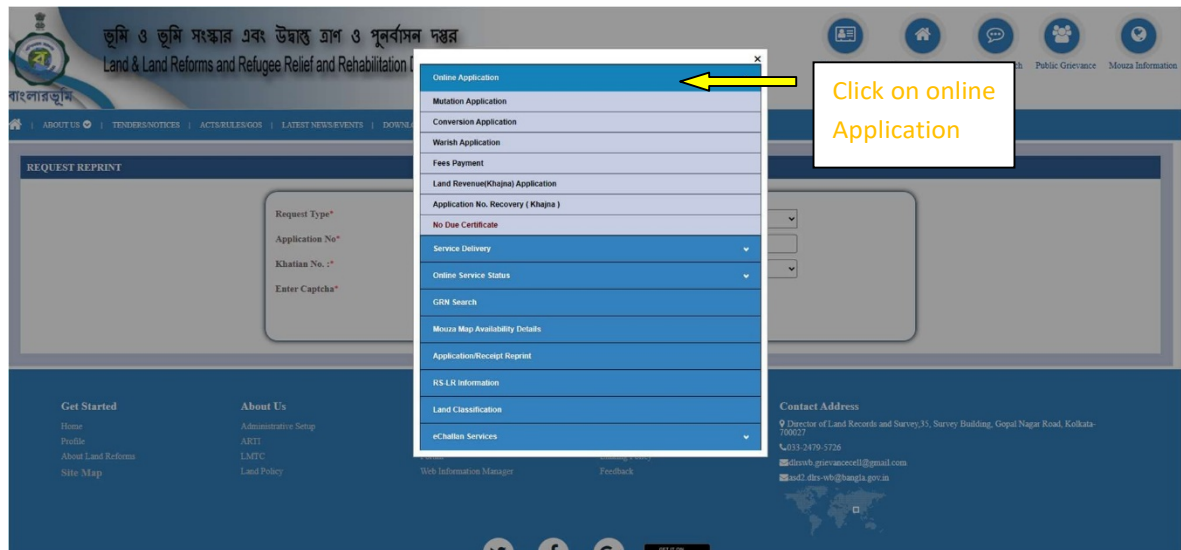
APPLICATION NO. RECOVERY (KHAJNA)

Mobile No.*

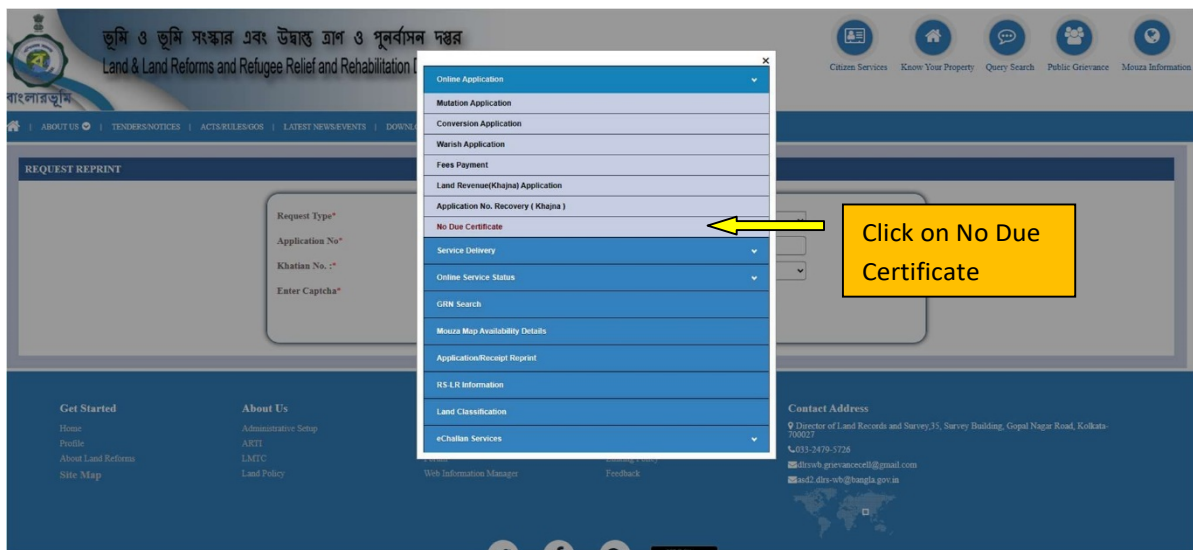
Mobile No. Mobile no inserted in Khajna application

Verify OTP Submit

Step-19:-Go to citizen service menu. Click on online application..



Step-20:-Click on No due certificate.



Step-21:-Put Application no and captcha and click on submit. Downloaded receipt will be displayed.

The screenshot shows the top of a government website. The header includes the logo of the Land & Land Reforms and Refugee Relief and Rehabilitation Department, its name in Bengali and English, and five service icons: Citizen Services, Know Your Property, Query Search, Public Grievance, and Mouza Information. Below the header is a blue navigation bar with links: ABOUT US, TENDERS/NOTICES, ACTS/RULES/GOS, LATEST NEWS/EVENTS, DOWNLOADS, GALLERY, FAQ, RTI, DASHBOARD, and CAREERS.

The main content area is titled "NO DUE CERTIFICATE IN RESPECT OF LAND REVENUE". It contains a form with the following elements:

- A label "No Due Certificate From :" followed by two radio buttons: "Application No." (selected) and "Khatian No.".
- A text input field labeled "Application No.*" with the placeholder text "Application No.".
- A text input field labeled "Type The Characters Shown *" with a captcha image showing the characters "P G Z 7 8 R" and a refresh icon.
- A green "Submit" button.

A yellow arrow points from a yellow box labeled "Click on Submit" to the "Submit" button.